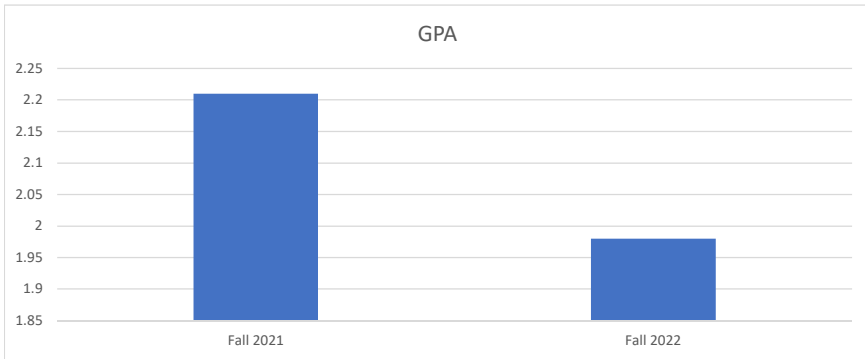


# Brother to Brother 2022 - 2023 Data Dashboard

**Increase the GPA of Black Male students in the Des Moines Metropolitan Area by 0.3 - 0.5**

**Year**  
 Fall 2021  
 Fall 2022

**GPA**  
 2.21  
 1.98

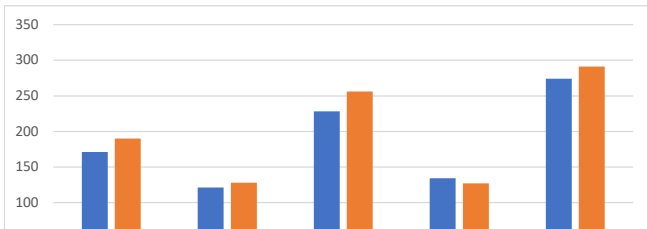


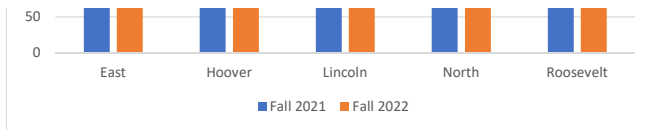
*Notes: The drop in the grade point average may be attributed to a decrease in attendance and the growing number of underprepared students enrolled into courses. According to data collected by TRiO Student Support Services, a program that serves a similar population, this drop in G.P.A. is a result of students who have been isolated from school activities due to the pandemic. The college is finding that the number of students who experience mental health crises stems from the same demographic of students who are finding the transition to college-level work very difficult.*

**Increase the High School FAFSA Rate by 7% across Des Moines Public School District:**

**School**  
 East  
 Hoover  
 Lincoln  
 North  
 Roosevelt

School	Fall 2021	Fall 2022	Result
East	171	190	9% increase
Hoover	121	128	9% increase
Lincoln	228	256	9% increase
North	134	127	5% decrease
Roosevelt	274	291	9% increase





**Increase the Enrollment Rate of Credited Black Male Students by 7%**

**Year**

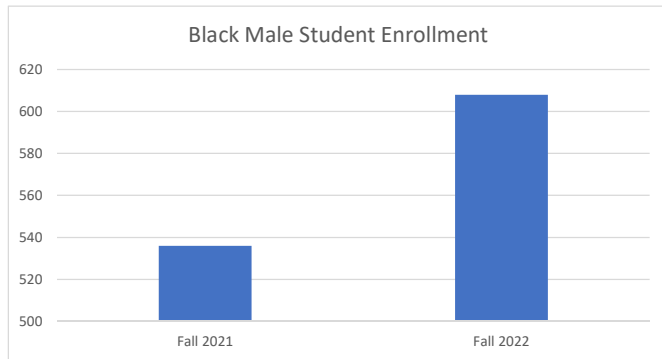
Fall 2021

Fall 2022

**Black Male Student Enrollment**

536

608



*\*Data is from DMACC only*

**Increase the Graduation Rate of Credited Black Male Students by 5%**

**Year**

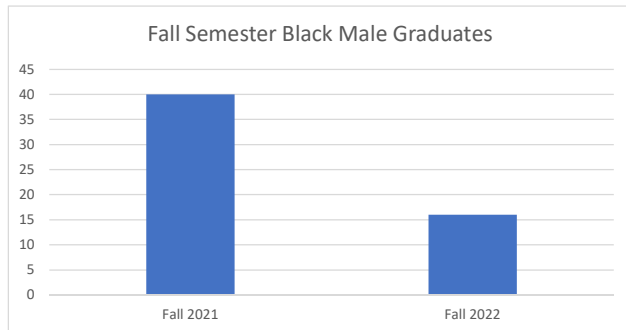
Fall 2021

Fall 2022

**Fall Semester Black Male Graduates**

40

16



*\*Data from DMACC only. Fall graduation differs vastly from Spring graduation numbers due to curriculum changes.*